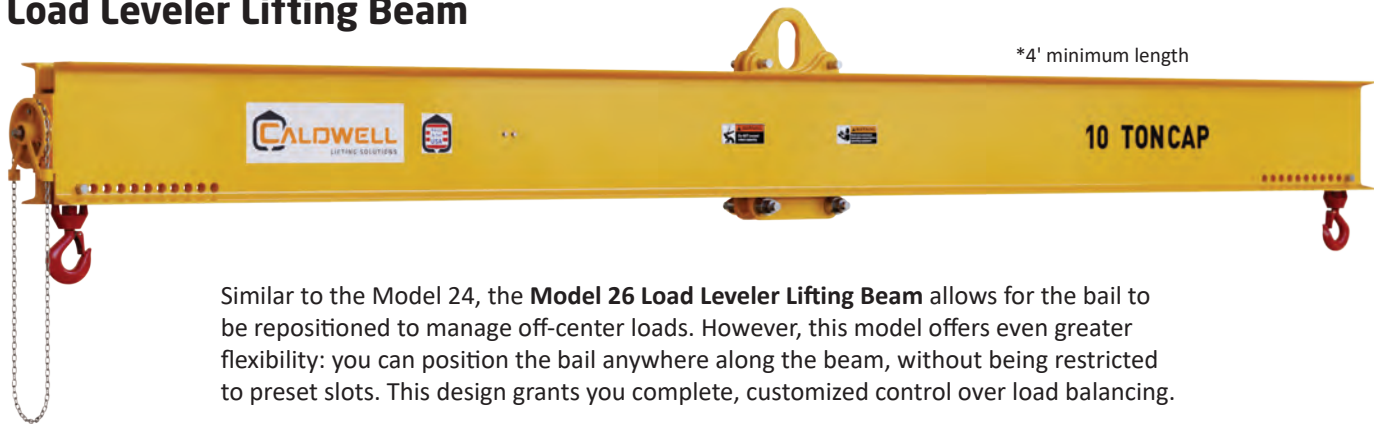


# Model 26

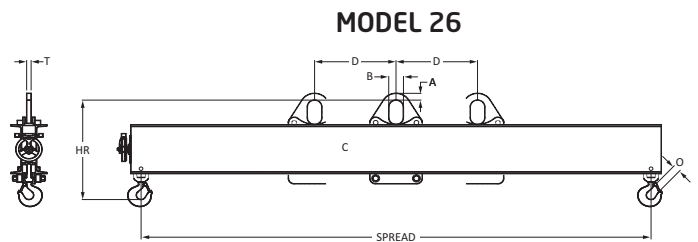
## Load Leveler Lifting Beam



Similar to the Model 24, the **Model 26 Load Leveler Lifting Beam** allows for the bail to be repositioned to manage off-center loads. However, this model offers even greater flexibility: you can position the bail anywhere along the beam, without being restricted to preset slots. This design grants you complete, customized control over load balancing.

### Product Features:


- Handles off-center loads by adjusting the bail before a lift
- Infinite adjustment of bail within range
- Swivel hooks with hook latches standard
- Wide range of sizes and capacities available
- Complies with ASME standards



Rated Capacity (tons)	Model Number HR Headroom (in.) Weight (lbs.)	Spread (feet)										Other Dimensions (in.)	
		4	6	8	10	12	14	16	18	20	24	A	T
2	Model Number	26-2-4	26-2-6	26-2-8	26-2-10	26-2-12	26-2-14	26-2-16	26-2-18	26-2-20	26-2-24	A=1-1/2	T=5/8
	HR Headroom	15-1/8	15-1/8	16-1/8	17-1/8	17-1/8	18-1/8	18-1/8	19-1/8	19-1/8	20-1/8	B=3	O=1
	Weight	135	185	260	329	377	481	538	680	750	1265	C=5	
5	Model Number	26-5-4	26-5-6	26-5-8	26-5-10	26-5-12	26-5-14	26-5-16	26-5-18	26-5-20	26-5-24	A=2	T=1
	HR Headroom	21-1/2	21-1/2	23-1/2	23-1/2	25-1/2	25-1/2	25-1/2	28-1/2	28-1/2	28-1/2	B=4	O=1
	Weight	170	270	382	475	681	777	950	1455	1603	2345	C=7	
10	Model Number	26-10-4	26-10-6	26-10-8	26-10-10	26-10-12	26-10-14	26-10-16	26-10-18	26-10-20	26-10-24	A=2	T=1-1/4
	HR Headroom	25-3/4	28-3/4	28-3/4	31-3/4	31-3/4	31-3/4	31-3/4	34-3/4	34-3/4	34-3/4	B=4	O=1-3/4
	Weight	257	440	522	940	1094	1243	1388	1875	2056	2560	C=7	
15	Model Number	26-15-4	26-15-6	26-15-8	26-15-10	26-15-12	26-15-14	26-15-16				A=2-1/2	T=1-1/2
	HR Headroom	30-1/2	33-1/2	33-1/2	33-1/2	36-1/2	36-1/2	36-1/2				B=5	O=1-3/4
	Weight	376	565	622	972	1319	1418	1513				C=9	
20	Model Number	26-20-4	26-20-6	26-20-8	26-20-10	26-20-12						A=2-1/2	T=1-1/2
	HR Headroom	34	37	37	37	37						B=5	O=2
	Weight	445	798	900	1050	2250						C=9	


Bail Adjustment (in.)	D=8	D=12	D=16	D=20	D=24	D=28	D=32	D=36	D=40	D=48
-----------------------	-----	------	------	------	------	------	------	------	------	------

## PRODUCT OPTIONS




**OPTION A**  
Extra Holes

Allows for multiple hook positioning. Specify number and spread(s) required.  
\*Could increase headroom.



**OPTION B**  
Faspins

For ease of positioning hooks with quick release. Specify number of faspins required.



**OPTION C**  
Extra Hooks

Allows for multiple pick points. Specify number of hooks required.

**OPTION D**  
Motorized Adjustment  
Please see our Posi-Leveler™