

Model 20

Low-Headroom Multiple-Spread Lifting Beam



Versatility is the name of the game with the Model 20 Low-Headroom Multiple-Spread Lifting Beam. Used across the country in manufacturing and industrial applications, it's a favorite on construction sites, too.

With a few dozen standard spreads, lengths and capacities, you're likely to find an economical solution that fits your use. But if you need a multiple-spread or heavy-duty option, see pages 16-19.

And, if none of those work for your specific lift, let us know. We can customize one just for you.

Product Features:

- Beams over 6' and longer have 3 spreads
- 3' & 4' beams have 2 spreads
- Swivel hooks with hook latches standard
- Wide range of sizes and capacities available
- Complies with ASME standards

Standard Feature:

- Three spreads to adjust to the load
 - Outside spread
 - Middle spread (outside less 1')
 - Inside spread (outside less 2')

Product Option:

- Recommend faspins (Option B) if frequent hook position changes (spread) are required.

Capacity (tons)	Model Number HR Headroom (in.) Weight (lbs.)	Outside Spread (feet)			
		3	4	6	
1/2	Model Number	20-1/2-3	20-1/2-4	20-1/2-6	
	HR Headroom	12-3/4	12-3/4	12-3/4	
1	Model Number	20-1-3	20-1-4	20-1-6	
	HR Headroom	12-3/4	12-3/4	13-3/4	
2	Model Number	20-2-3	20-2-4	20-2-6	
	HR Headroom	13-3/4	13-3/4	14-3/4	
3	Model Number	20-3-3	20-3-4	20-3-6	
	HR Headroom	15-1/4	15-1/4	16-1/4	
5	Model Number	20-5-3	20-5-4	20-5-6	
	HR Headroom	19-1/2	20-1/2	21-1/2	
7-1/2	Model Number	20-7 1/2-3	20-7 1/2-4	20-7 1/2-6	
	HR Headroom	22-1/2	23-1/2	25-1/4	
10	Model Number	20-10-3	20-10-4	20-10-6	
	HR Headroom	23-1/4	25-1/4	27-1/4	
15	Model Number	20-15-3	20-15-4	20-15-6	
	HR Headroom	28-1/2	30-1/2	30-1/2	
20	Model Number	20-20-3	20-20-4	20-20-6	
	HR Headroom	38-3/4	38-3/4	38-3/4	
25	Model Number		20-25-4	20-25-6	
	HR Headroom		41-3/8	41-3/8	
30	Model Number		20-30-4	20-30-6	
	HR Headroom		45-1/2	45-1/2	
40	Model Number		20-40-4	20-40-6	
	HR Headroom		44-3/4	47-3/4	
	Weight		600	930	

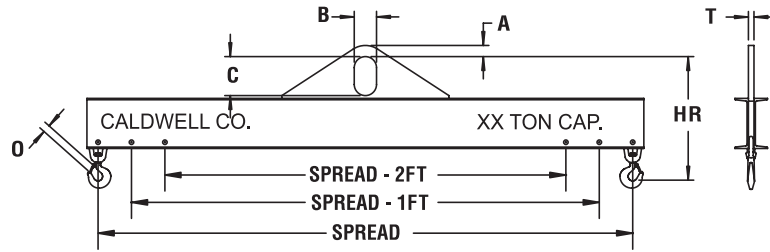
Other sizes available, consult factory.

Show Us Your Model 20

Send us a photo of your Model 20 Low-Headroom Beam in use and we'll send you a Caldwell can cooler. Email images to: marketing@caldwellinc.com




MODEL 20



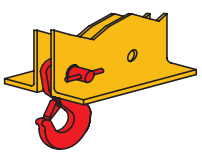
Outside Spread (feet)										Other Dimensions (in.)	
8	10	12	14	16	18	20	24	30			
20-1/2-8 12-3/4 95	20-1/2-10 13-3/4 140	20-1/2-12 13-3/4 160	20-1/2-14 14-3/4 230	20-1/2-16 15-3/4 305	20-1/2-18 16-3/4 400	20-1/2-20 16-3/4 450	20-1/2-24 20-1/4 830	20-1/2-30 22-1/4 1340	A=7/8 B=3 C=5	T=3/4 O=7/8	
20-1-8 13-3/4 115	20-1-10 14-3/4 165	20-1-12 15-3/4 230	20-1-14 16-3/4 320	20-1-16 18-1/2 415	20-1-18 20-1/4 605	20-1-20 20-1/4 675	20-1-24 22-1/4 1095		A=7/8 B=3 C=5	T=3/4 O=7/8	
20-2-8 16-1/2 165	20-2-10 17-1/2 230	20-2-12 18-1/4 315	20-2-14 20-1/4 480	20-2-16 20-1/4 540	20-2-18 24-3/4 800	20-2-20 24-3/4 900	20-2-24 27-3/4 1730		A=7/8 B=3 C=5	T=3/4 O=7/8	
20-3-8 17-1/4 200	20-3-10 18-1/4 275	20-3-12 22-1/2 415	20-3-14 24-1/2 650	20-3-16 24-1/2 730	20-3-18 27-1/2 1295	20-3-20 27-1/2 1450	20-3-24 27-1/2 1765		A=1-1/4 B=3 C=5	T=1 O=1	
20-5-8 25-1/2 325	20-5-10 25-1/2 390	20-5-12 27-1/2 580	20-5-14 27-1/2 690	20-5-16 30-1/4 1210	20-5-18 30-1/4 1340	20-5-20 30-1/4 1505	20-5-24 33-1/4 2275		A=2 B=4 C=7	T=1-1/4 O=1-15/16	
20-7 1/2-8 27-1/4 415	20-7 1/2-10 27-1/4 500	20-7 1/2-12 30-1/4 910	20-7 1/2-14 30-1/4 1070	20-7 1/2-16 30-1/4 1600	20-7 1/2-18 33 1665				A=2 B=4 C=7	T=1-1/4 O=1-1/2	
20-10-8 27-1/4 420	20-10-10 30-1/4 775	20-10-12 30-1/4 910	20-10-14 30-1/4 1075	20-10-16 33 1500	20-10-18 33 1670				A=2 B=4 C=7	T=1-1/4 O=1-9/16	
20-15-8 33-1/2 685	20-15-10 33-1/2 820	20-15-12 40-1/4 1180	20-15-14 40-1/4 1385						A=2-1/2 B=5 C=9	T=1-1/2 O=2-1/16	
20-20-8 38-3/4 710	20-20-10 41-1/2 1070	20-20-12 41-1/2 1235							A=2-1/2 B=5 C=9	T=1-1/2 O=2-1/4	
20-25-8 44-3/8 925	20-25-10 44-3/8 1100	20-25-12 44-3/8 1650							A=3 B=6 C=12	T=1-3/4 O=2-1/4	
20-30-8 48-1/4 1010									A=3-1/2 B=7 C=16	T=2 O=2-1/4	
									A=3-1/2 B=7 C=16	T=2-1/2 O=3	

See pages 16 and 17 for these capacities and sizes.


PRODUCT OPTIONS



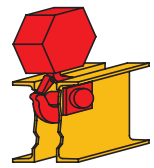
OPTION A
Extra Holes or Different Placement of Holes
Allows multiple hook positioning beyond standard spreads. Specify number and spread(s) required.



OPTION B
Faspins
For ease of positioning hooks with quick release. Specify number required.



OPTION C
Extra Hooks
Allows for multiple pick points. Specify number required.



OPTION D
Pin Type Bail
Lifting pin located between structural channel. (Hoist hook information must be supplied.)



OPTION E
Shackle Lug
Lifting lug with shackle. (Headroom may change.)