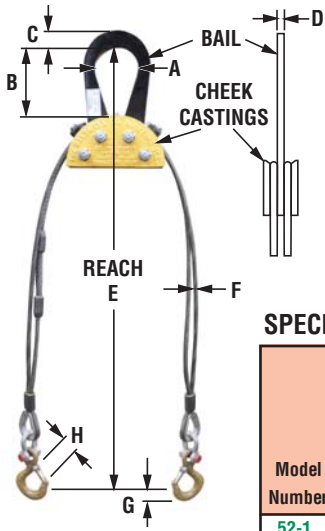


# Load Leveling Slings

## Model AL2 - Adjust-A-Leg® Two Point Lift



**INSTOCK PROGRAM**

### PRODUCT FEATURES:

- Allows crane hook to be over the load's center of gravity in unbalanced or non-symmetrical two point lifts.
- Quickly adjusts to center of gravity.
- Can be locked into place for constant lifts.
- Can be used in conjunction with spreader beams.
- Ideal for use in rigging applications and machinery moving.
- Complies with ASME standards.

### SPECIFICATIONS

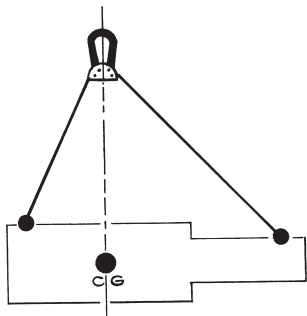
Model Number	Rated Capacity (tons) with legs @45° off horizontal*	E Standard Reach (ft.)	F Wire Rope Diameter (inches)	Top Assembly Dimensions (inches)				Alloy Steel Hooks With Safety Latches Dimensions			Anchor Shackle Size (in.)	Weight (lbs.)
				A	B	C	D	Size (tons)	H (in.)	G (in.)		
52-1	1	3	5/16	3-1/8	5	1-1/8	5/8	1	1	3/4	3/8	7-1/2
52-2	2	4	5/16	3-1/8	5	1-1/8	5/8	1-1/2	1-1/16	27/32	1/2	20
52-4	4	6	7/16	3-1/8	5	1-1/8	5/8	3	1-1/4	1-1/8	5/8	32
52-6	6	9	9/16	5-1/4	8-3/8	1-3/4	13/16	5	1-1/2	1-3/8	3/4	76
52-8	8	9	5/8	5-1/4	8-3/8	1-3/4	7/8	7	1-7/8	1-7/8	7/8	90
52-12	12	9	3/4	5-5/8	8-3/4	2-3/8	1-1/16	11	2-1/4	2-1/8	1-1/8	152
52-15	15	9	7/8	5-5/8	8-3/4	2-3/8	1-1/16	11	2-1/4	2-1/8	1-1/4	175
52-15L	15	9	7/8	9	15	2-1/2	1-1/16	11	2-1/4	2-1/8	1-1/4	188
52-22	22	9	1-1/8	9	15	3-1/2	1-1/2	NO HOOKS FURNISHED			1-1/2	350
52-28	28	9	1-1/4	9	15	3-1/2	1-3/4	NO HOOKS FURNISHED			1-3/4	385
52-36	36	9	1-1/2	9	15	3-1/2	2	NO HOOKS FURNISHED			2	450
52-50	50	9	1-3/4	9	15	3-1/2	2-1/4	NO HOOKS FURNISHED			2	525
52-62	62	12	2	9	15	6-1/4	3	NO HOOKS FURNISHED			2-1/2	1200
52-75	75	15	2-1/4	9	15	6-1/4	4	NO HOOKS FURNISHED			3	1500

**NOTE:** Reach calculation — approximately 70% distance between pick up points.

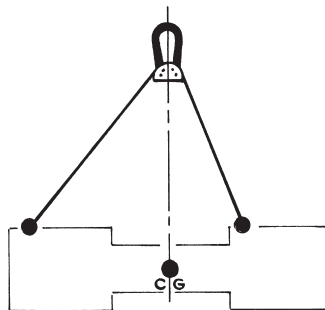
\*Unit must be loaded with at least 10% of rated capacity.

## Operation

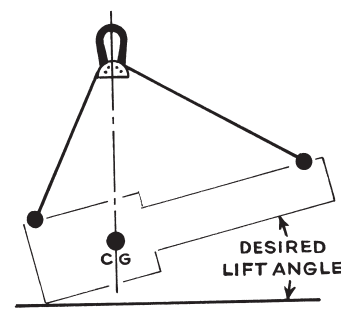
### Many ways to use Model AL2 Adjust-A-Leg® Two Point Lifts



For loads that are heavier on one end, with the center of gravity off-center.



For loads that are balanced and symmetrical, but with lifting points not located in a position for a level lift.



For lifting loads at any desired angle, simply by lifting with sling legs at desired angle.